



INDUSTRIAL PRODUCTS — WE WHOLESALe, YOU DISTRIBUTE

TERMINALS

NON-INSULATED TERMINALS

VINYL INSULATED TERMINALS

NYLON INSULATED TERMINALS

HEAT SHRINK INSULATED TERMINALS

4909 Rondo Drive, Fort Worth, Texas 76106, USA

Telephone: 1-817-403-5835

Fax: 1-817-624-3721

Email: sales@sknproductsllc.com

www.sknproducts.com

www.sknproductsllc.com

CATALOG

2024

SELECTION GUIDE OF SKN TERMINALS

	Ring	Spade	Blocked Spade	Locking Spade
Non-insulated Terminal (Brazead Seam, Tin Plated)				
Vinyl Insulated Terminal (Butted Seam)				
Nylon Insulated Terminal (Butted Seam) with Brass Sleeve				
Nylon Insulated Terminal (Butted Seam) without Brass Sleeve				
Heat Shrink Insulated Terminal (Brazead Seam)				

SELECTION GUIDE OF NON-INSULATED TERMINALS

Product Numbers of SKN Non-insulated Ring Terminals (Brazed Seam, Tin Plated)

Stud Size Wire Range	#6		#8	#10	1/4"	5/16"	3/8"	1/2"
22-18	R2A6X	R2A6	R2A8	R2A10	R2A14	R2A56	R2A38	
16-14	R2B6X	R2B6	R2B8	R2B10	R2B14	R2B56	R2B38	
12-10		R2C6	R2C8	R2C10	R2C14	R2C56	R2C38	R2C12
8				R2E10	R2E14	R2E56	R2E38	R2E12
6				R2F10	R2F14	R2F56	R2F38	R2F12
4				R2G10	R2G14	R2G56	R2G38	R2G12
2					R2H14	R2H56	R2H38	R2H12
1/0					R2J14	R2J56	R2J38	R2J12
2/0						R2K56	R2K38	R2K12
3/0						R2L56	R2L38	R2L12
4/0						R2M56	R2M38	R2M12

Product Numbers of SKN Non-insulated Spade Terminals (Brazed Seam, Tin Plated)

Stud Size Wire Range	#10
22-18	S2A10
16-14	S2B10
12-10	S2C10

Product Numbers of SKN Non-insulated Blocked Spade Terminals (Brazed Seam, Tin Plated)

Stud Size Wire Range	#6	#8	#10
22-18	BS2A6	BS2A8	BS2A10
16-14	BS2B6	BS2B8	BS2B10
12-10	BS2C6	BS2C8	BS2C10

SELECTION GUIDE OF VINYL INSULATED TERMINALS

Product Numbers of SKN Vinyl Insulated Ring Terminals (Butted Seam)

Insulation Color	Stud Size	#6	#8	#10	1/4"	5/16"	3/8"	1/2"
	Wire Range							
Red	22-18	R4A6	R4A8	R4A10	R4A14	R4A56	R4A38	
Blue	16-14	R4B6	R4B8	R4B10	R4B14	R4B56	R4B38	
Yellow	12-10	R4C6	R4C8	R4C10	R4C14	R4C56	R4C38	R4C12

Product Numbers of SKN Vinyl Insulated Spade Terminals (Butted Seam)

Insulation Color	Stud Size	#10
	Wire Range	
Red	22-18	S4A10
Blue	16-14	S4B10
Yellow	12-10	S4C10

Product Numbers of SKN Vinyl Insulated Blocked Spade Terminals (Butted Seam)

Insulation Color	Stud Size	#6	#8	#10
	Wire Range			
Red	22-18	BS4A6	BS4A8	BS4A10
Blue	16-14	BS4B6	BS4B8	BS4B10
Yellow	12-10	BS4C6	BS4C8	BS4C10

Product Numbers of SKN Vinyl Insulated Locking Spade Terminals (Butted Seam)

Insulation Color	Stud Size	#6	#8	#10	#14
	Wire Range				
Red	22-18	TLS4A6	TLS4A8	TLS4A10	
Blue	16-14	TLS4B6	TLS4B8	TLS4B10	
Yellow	12-10	TLS4C6	TLS4C8	TLS4C10	TLS4C14

SELECTION GUIDE OF NYLON INSULATED TERMINALS

Product Numbers of SKN Nylon Insulated Ring Terminals (Butted Seam)

Brass Sleeve	Insulation Color	Stud Size		#6	#8	#10	1/4"	5/16"	3/8"	1/2"
		Wire Range								
YES	Red	22-18		R6A6	R6A8	R6A10	R6A14	R6A56	R6A38	
	Blue	16-14		R6B6	R6B8	R6B10	R6B14	R6B56	R6B38	
	Yellow	12-10		R6C6	R6C8	R6C10	R6C14	R6C56	R6C38	R6C12
NO	Red	8				R4E10	R4E14	R4E56	R4E38	R4E12
	Blue	6				R4F10	R4F14	R4F56	R4F38	R4F12

Product Numbers of SKN Nylon Insulated Spade Terminals (Butted Seam)

Brass Sleeve	Insulation Color	Stud Size		#10
		Wire Range		
YES	Red	22-18		S6A10
	Blue	16-14		S6B10
	Yellow	12-10		S6C10

Product Numbers of SKN Nylon Insulated Blocked Spade Terminals (Butted Seam)

Brass Sleeve	Insulation Color	Stud Size		#6	#8	#10
		Wire Range				
YES	Red	22-18		BS6A6	BS6A8	BS6A10
	Blue	16-14		BS6B6	BS6B8	BS6B10
	Yellow	12-10		BS6C6	BS6C8	BS6C10

Product Numbers of SKN Nylon Insulated Locking Spade Terminals (Butted Seam)

Brass Sleeve	Insulation Color	Stud Size		#6	#8	#10	1/4"
		Wire Range					
YES	Red	22-18		TLS6A6	TLS6A8	TLS6A10	
	Blue	16-14		TLS6B6	TLS6B8	TLS6B10	
	Yellow	12-10		TLS6C6	TLS6C8	TLS6C10	TLS6C14

SELECTION GUIDE OF HEAT SHRINK INSULATED TERMINALS

Product Numbers of Heat Shrink Insulated Ring Terminals (Brazeed Seam)

Insulation Color	Stud Size	#6	#8	#10
	Wire Range			
Red	22-18	R2A6HS	R2A8HS	R2A10HS
Blue	16-14	R2B6HS	R2B8HS	R2B10HS
Yellow	12-10	R2C6HS	R2C8HS	R2C10HS

Insulation Color	Stud Size	1/4"	5/16"	3/8"	1/2"
	Wire Range				
Red	22-18	R2A14HS	R2A56HS	R2A38HS	
Blue	16-14	R2B14HS	R2B56HS	R2B38HS	
Yellow	12-10	R2C14HS	R2C56HS	R2C38HS	R2C12HS

Product Numbers of SKN Heat Shrink Insulated Spade Terminals (Brazeed Seam)

Insulation Color	Stud Size	#10
	Wire Range	
Red	22-18	S2A10HS
Blue	16-14	S2B10HS
Yellow	12-10	S2C10HS

Product Numbers of SKN Heat Shrink Insulated Blocked Spade Terminals (Brazeed Seam)

Insulation Color	Stud Size	#6	#8	#10
	Wire Range			
Red	22-18	BS2A6HS	BS2A8HS	BS2A10HS
Blue	16-14	BS2B6HS	BS2B8HS	BS2B10HS
Yellow	12-10	BS2C6HS	BS2C8HS	BS2C10HS

FEATURES OF NON-INSULATED TERMINALS

- UL listed
- Electro tin plated
- Brazed seam
- Manufactured from one piece high conductivity electrolytic copper
- Brazed barrel under crimping pressure without surface open
- Ease of wire insertion with beveled mouth entry
- Maximum temperature 221°F (105°C)
- Maximum voltage 600V



For Copper Wire only

FEATURES OF VINYL INSULATED TERMINALS

- Polyvinyl insulated
- Manufactured from one piece high conductivity electrolytic copper
- Electro tin plated for copper parts
- Butted seam
- Ease of wire insertion with beveled mouth entry and funnel barrel construction
- Wire range indicated by industry standard color coding
- Maximum temperature 167°F (75°C)
- Maximum voltage 300V

For Copper Wire only

FEATURES OF NYLON INSULATED TERMINALS

- Nylon insulated
- Manufactured from one piece high conductivity electrolytic copper
- Electro tin plated for copper parts
- Butted seam
- Ease of wire insertion with beveled mouth entry and funnel barrel construction
- Seamless brass sleeve attached to terminal barrel (except R4E and R4F series)
- Wire range indicated by industry standard color coding
- Maximum temperature 221°F (105°C)
- Maximum voltage 600V

For Copper Wire only

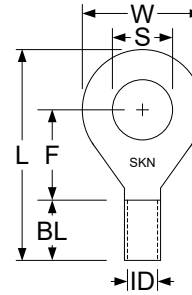
FEATURES OF HEAT SHRINK INSULATED TERMINALS

- UL listed
- Translucent dual wall polyolefin shrinkable tubing insulated
- Manufactured from one piece high conductivity electrolytic copper
- Electro tin plated for copper parts
- Brazed seam
- Ease of wire insertion with beveled mouth entry
- Wire range indicated by industry standard color coding
- Shrink ratio 3:1
- Temperature rating -67°F (-55°C) to 221°F (105°C)
- Minimum shrink temperature 230°F (110°C)
- Maximum voltage 600V

For Copper Wire only



**SPECIFICATIONS OF NON-INSULATED RING TERMINALS
(BRAZED SEAM, TIN PLATED)**



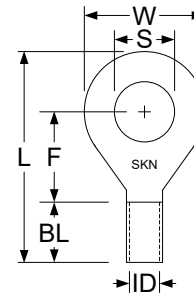
- All non-insulated terminals are UL listed.
- All non-insulated terminals are tin plated.
- All non-insulated terminals are with brazed seam.
- Maximum temperature is 221°F (105°C).
- Maximum voltage is 600V.



Product Number	Wire Range (AWG)	Stud Size	Stud	Length	Barrel Length	Barrel I.D.	Width		Copper Thickness	Strip Length	
			S	L	BL	ID	W	F			
R2A6X	22-18	#6	0.148"	0.447"	0.185"	0.070"	0.245"	0.145"	0.032"	0.175"	
R2A6				0.600"				0.207"			
R2A8		#8	0.174"	0.714"	0.260"		0.330"	0.246"			
R2A10			0.200"				0.332"	0.250"			
R2A14		1/4"	0.265"	0.878"			0.475"	0.310"			
R2A56		5/16"	0.328"	0.912"			0.552"	0.320"			
R2A38		3/8"	0.397"	0.950"			0.632"	0.349"			
R2B6X	16-14	#6	0.148"	0.447"		0.185"	0.091"	0.245"	0.145"	0.032"	0.175"
R2B6				0.600"					0.207"		
R2B8		#8	0.174"	0.714"	0.260"	0.330"		0.246"			
R2B10			0.200"			0.332"		0.250"			
R2B14		1/4"	0.265"	0.878"		0.475"		0.310"			
R2B56		5/16"	0.328"	0.929"		0.550"		0.320"			
R2B38		3/8"	0.397"	0.950"		0.632"		0.349"			
R2C6	12-10	#6	0.148"	0.675"		0.260"	0.135"	0.280"	0.240"	0.040"	0.250"
R2C8				0.725"							
R2C10		#8	0.174"	0.960"	0.378"			0.238"			
R2C14			0.200"		0.532"			0.377"			
R2C56		5/16"	0.328"	0.963"	0.532"			0.384"			
R2C38		3/8"	0.397"	0.990"	0.589"			0.409"			
R2C12		1/2"	0.515"	1.210"	0.750"			0.540"			
R2E10	8	#10	0.200"	0.953"	0.326"	0.180"	0.462"	0.379"	0.048"	0.316"	
R2E14				0.956"							0.346"
R2E56		5/16"	0.328"	1.059"			0.587"	0.447"			
R2E38			3/8"	1.062"			0.588"	0.429"			
R2E12		1/2"	0.515"	1.328"			0.786"	0.550"			

* All dimensions in inches

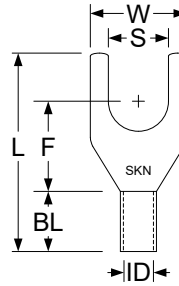
**SPECIFICATIONS OF NON-INSULATED RING TERMINALS
(BRAZED SEAM, TIN PLATED)**



Product Number	Wire Range (AWG)	Stud Size	Stud	Length	Barrel Length	Barrel I.D.	Width		Copper Thickness	Strip Length
			S	L	BL	ID	W	F		
R2F10	6	#10	0.200"	1.148"	0.395"	0.222"	0.463"	0.487"	0.060"	0.385"
R2F14		1/4"	0.265"	1.125"				0.500"		
R2F56		5/16"	0.328"	1.271"			0.577"			
R2F38		3/8"	0.397"				0.552"			
R2F12		1/2"	0.515"				0.585"			
R2G10	4	#10	0.200"	1.250"	0.477"	0.315"	0.500"	0.490"	0.068"	0.467"
R2G14		1/4"	0.265"	1.320"			0.573"	0.550"		
R2G56		5/16"	0.328"	1.324"			0.647"	0.539"		
R2G38		3/8"	0.397"	1.396"			0.860"	0.675"		
R2G12		1/2"	0.515"	1.600"			0.596"	0.643"		
R2H14	2	1/4"	0.265"	1.463"	0.540"	0.370"	0.850"	0.736"	0.072"	0.530"
R2H56		5/16"	0.328"	1.670"				0.709"		
R2H38		3/8"	0.397"	1.680"			0.727"			
R2H12		1/2"	0.515"				0.828"			
R2J14	1/0	1/4"	0.252"	1.957"	0.709"	0.449"	0.866"	0.815"	0.071"	0.699"
R2J56		5/16"	0.328"	1.925"	0.722"	0.445"	0.862"	0.855"	0.079"	0.712"
R2J38		3/8"	0.397"					0.853"		
R2J12		1/2"	0.515"					0.828"		
R2K56	2/0	5/16"	0.331"	1.969"				0.709"		
R2K38		3/8"	0.397"	1.980"	0.760"	0.520"	1.050"	0.699"	0.078"	0.750"
R2K12		1/2"	0.515"	2.060"			1.610"	0.827"		
R2L56	3/0	5/16"	0.331"	2.134"	0.787"	0.571"	1.063"	0.815"	0.091"	0.777"
R2L38		3/8"	0.397"	2.075"	0.795"	0.571"	1.056"	0.804"	0.098"	0.785"
R2L12		1/2"	0.515"	2.134"			1.057"	0.853"		
R2M56	4/0	5/16"	0.331"	2.189"	0.827"	0.646"	1.122"	0.801"	0.106"	0.817"
R2M38		3/8"	0.397"	2.174"	0.826"	0.650"	1.138"	0.853"	0.108"	0.816"
R2M12		1/2"	0.515"					0.818"		

* All dimensions in inches

**SPECIFICATIONS OF NON-INSULATED SPADE TERMINALS
(BRAZED SEAM, TIN PLATED)**



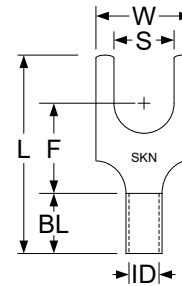
- All non-insulated terminals are UL listed.
- All non-insulated terminals are tin plated.
- All non-insulated terminals are with brazed seam.
- Maximum temperature is 221°F (105°C).
- Maximum voltage is 600V.



Product Number	Wire Range (AWG)	Stud Size	Stud	Length	Barrel Length	Barrel I.D.	Width		Copper Thickness	Strip Length
			S	L	BL	ID	W	F		
S2A10	22-18	#10	0.200"	0.725"	0.260"	0.070"	0.340"	0.250"	0.032"	0.266"
S2B10	16-14			0.091"		0.040"				
S2C10	12-10			0.736"			0.135"		0.378"	

** All dimensions in inches*

**SPECIFICATIONS OF NON-INSULATED BLOCKED SPADE TERMINALS
(BRAZED SEAM, TIN PLATED)**



- All non-insulated terminals are UL listed.
- All non-insulated terminals are tin plated.
- All non-insulated terminals are with brazed seam.
- Maximum temperature is 221°F (105°C).
- Maximum voltage is 600V.



Product Number	Wire Range (AWG)	Stud Size	Stud	Length	Barrel Length	Barrel I.D.	Width		Copper Thickness	Strip Length
			S	L	BL	ID	W	F		
BS2A6	22-18	#6	0.148"	0.660"	0.260"	0.070"	0.250"	0.272"	0.032"	0.250"
BS2A8		#8	0.174"				0.290"	0.278"		
BS2A10		#10	0.200"				0.300"	0.270"		
BS2B6	16-14	#6	0.148"	0.660"	0.260"	0.091"	0.250"	0.272"	0.032"	0.250"
BS2B8		#8	0.174"				0.290"	0.278"		
BS2B10		#10	0.200"				0.300"	0.270"		
BS2C6	12-10	#6	0.148"	0.730"	0.260"	0.135"	0.320"	0.314"	0.040"	0.250"
BS2C8		#8	0.174"					0.309"		
BS2C10		#10	0.200"					0.294"		

** All dimensions in inches*


NON-INSULATED TERMINALS

RECOMMENDED TOOLS

RECOMMENDED TOOLS OF NON-INSULATED TERMINALS




Non-insulated Terminal Crimper
Product Number: 300-005



Heavy Duty Non-insulated Crimp Tool
Product Number: 4255 (Quick Cable)



Round Cable Cutter
Product Number: 200-046



Heavy Duty Cable Cutter
Product Number: 200-006



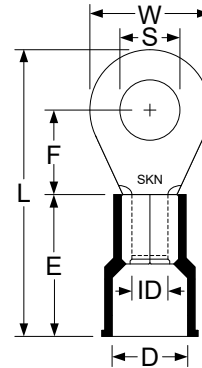
Wire Stripping Tool
Product Number: 200-003



Rotary Cable Slitter
Product Number: 200-009

RECOMMENDED TOOLS OF NON-INSULATED TERMINALS			
Product Number	Crimp Tool	Wire Cutter	Wire Stripper
R2A6X - R2E12	300-005	200-046	200-003
R2F10 - R2F12		200-006	200-009
R2G10 - R2M12	4255 (Quick Cable)		
S2A10 - S2C10	300-005	200-046	200-003
BS2A6 - BS2C10			
TLS2A6 - TLS2C14			

SPECIFICATIONS OF VINYL INSULATED RING TERMINALS (BUTTED SEAM)

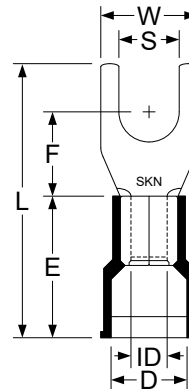


- All copper parts are tin plated.
- All vinyl insulated terminals are with butted seam.
- Maximum temperature is 167°F (75°C).
- Maximum voltage is 300V.

Product Number	Vinyl Color	Wire Range (AWG)	Stud Size	Stud	Length	Barrel Length	Barrel I.D.	Vinyl Barrel	Width		Copper Thickness	Strip Length
				S	L	E	ID	D	W	F		
R4A6	Red	22-18	#6	0.148"	0.752"	0.454"	0.070"	0.140"	0.245"	0.207"	0.032"	0.260"
R4A8			#8	0.174"	0.873"				0.330"	0.246"		
R4A10			#10	0.200"	0.903"				0.332"	0.250"		
R4A14			1/4"	0.265"	1.054"				0.475"	0.310"		
R4A56			5/16"	0.328"	1.132"				0.552"	0.320"		
R4A38			3/8"	0.397"	1.174"				0.632"	0.349"		
R4B6	Blue	16-14	#6	0.148"	0.792"	0.454"	0.091"	0.164"	0.245"	0.207"	0.032"	0.260"
R4B8			#8	0.174"	0.895"				0.330"	0.246"		
R4B10			#10	0.200"	0.903"				0.332"	0.250"		
R4B14			1/4"	0.265"	1.064"				0.475"	0.310"		
R4B56			5/16"	0.328"	1.106"				0.550"	0.320"		
R4B38			3/8"	0.397"	1.186"				0.632"	0.349"		
R4C6	Yellow	12-10	#6	0.148"	0.979"	0.554"	0.135"	0.253"	0.280"	0.240"	0.040"	0.260"
R4C8			#8	0.174"	1.040"				0.330"	0.246"		
R4C10			#10	0.200"	1.019"				0.378"	0.238"		
R4C14			1/4"	0.265"	1.254"				0.532"	0.377"		
R4C56			5/16"	0.328"	1.240"				0.532"	0.384"		
R4C38			3/8"	0.397"	1.270"				0.589"	0.409"		
R4C12			1/2"	0.515"	1.499"				0.750"	0.540"		

** All dimensions in inches*

SPECIFICATIONS OF VINYL INSULATED SPADE TERMINALS (BUTTED SEAM)

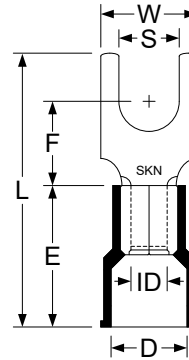


- All copper parts are tin plated.
- All vinyl insulated terminals are with butted seam.
- Maximum temperature is 167°F (75°C).
- Maximum voltage is 300V.

Product Number	Vinyl Color	Wire Range (AWG)	Stud Size	Stud	Length	Barrel Length	Barrel I.D.	Vinyl Barrel	Width		Copper Thickness	Strip Length
				S	L	E	ID	D	W	F		
S4A10	Red	22-18	#10	0.200"	0.870"	0.454"	0.070"	0.140"	0.340"	0.266"	0.032"	0.260"
S4B10	Blue	16-14			0.897"		0.091"	0.164"				
S4C10	Yellow	12-10			1.000"	0.554"	0.135"	0.253"	0.378"		0.040"	

* All dimensions in inches

SPECIFICATIONS OF VINYL INSULATED BLOCKED SPADE TERMINALS (BUTTED SEAM)

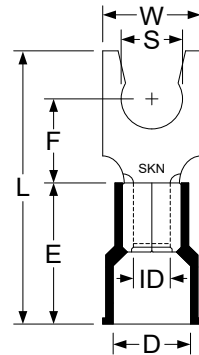


- All copper parts are tin plated.
- All vinyl insulated terminals are with butted seam.
- Maximum temperature is 167°F (75°C).
- Maximum voltage is 300V.

Product Number	Vinyl Color	Wire Range (AWG)	Stud Size	Stud	Length	Barrel Length	Barrel I.D.	Vinyl Barrel	Width		Copper Thickness	Strip Length
				S	L	E	ID	D	W	F		
BS4A6	Red	22-18	#6	0.148"	0.830"	0.454"	0.070"	0.140"	0.250"	0.272"	0.032"	0.260"
BS4A8			#8	0.174"	0.840"				0.290"	0.278"		
BS4A10			#10	0.200"	0.885"				0.300"	0.270"		
BS4B6	Blue	16-14	#6	0.148"	0.870"	0.454"	0.091"	0.164"	0.247"	0.272"	0.032"	0.260"
BS4B8			#8	0.174"	0.850"				0.297"	0.278"		
BS4B10			#10	0.200"	0.855"				0.300"	0.270"		
BS4C6	Yellow	12-10	#6	0.148"	1.025"	0.554"	0.135"	0.253"	0.320"	0.314"	0.040"	0.260"
BS4C8			#8	0.174"	1.030"				0.309"			
BS4C10			#10	0.200"	1.040"				0.294"			

** All dimensions in inches*

SPECIFICATIONS OF VINYL INSULATED LOCKING SPADE TERMINALS (BUTTED SEAM)



- All copper parts are tin plated.
- All vinyl insulated terminals are with butted seam.
- Maximum temperature is 167°F (75°C).
- Maximum voltage is 300V.

Product Number	Vinyl Color	Wire Range (AWG)	Stud Size	Stud	Length	Barrel Length	Barrel I.D.	Vinyl Barrel	Width		Copper Thickness	Strip Length
				S	L	E	ID	D	W	F		
TLS4A6	Red	22-18	#6	0.148"	0.875"	0.454"	0.070"	0.140"	0.250"	0.210"	0.032"	0.260"
TLS4A8			#8	0.174"					0.296"	0.179"		
TLS4A10			#10	0.200"					0.879"	0.316"		
TLS4B6	Blue	16-14	#6	0.148"	0.840"	0.454"	0.093"	0.164"	0.243"	0.210"	0.032"	0.260"
TLS4B8			#8	0.174"	0.873"				0.302"	0.179"		
TLS4B10			#10	0.200"	0.880"				0.319"	0.167"		
TLS4C6	Yellow	12-10	#6	0.148"	1.006"	0.554"	0.135"	0.253"	0.235"	0.190"	0.040"	0.260"
TLS4C8			#8	0.174"	1.022"				0.319"	0.164"		
TLS4C10			#10	0.200"					0.175"			
TLS4C14			1/4"	0.255"	1.197"				0.429"	0.274"		

** All dimensions in inches*

RECOMMENDED TOOLS OF VINYL INSULATED TERMINALS



Eclipse Luner Series Ratcheted Crimper
Product Number: 300-141



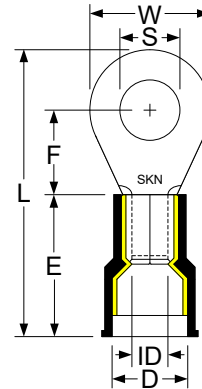
Eclipse Round Cable Cutter
Product Number: 200-046



Eclipse Wire Stripping Tool
Product Number: 200-003

RECOMMENDED TOOLS OF VINYL INSULATED TERMINALS			
ALL VINYL INSULATED TERMINALS	Crimp Tool	Wire Cutter	Wire Stripper
		300-141	200-046

SPECIFICATIONS OF NYLON INSULATED RING TERMINALS (BUTTED SEAM) WITH BRASS SLEEVES

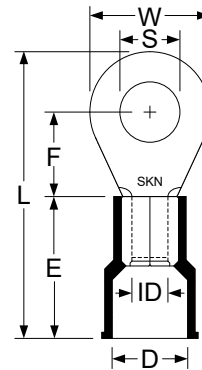


- All copper parts are tin plated.
- All nylon insulated terminals are with butted seam and brass sleeves.
- Maximum temperature is 221°F (105°C).
- Maximum voltage is 600V.

Product Number	Nylon Color	Wire Range (AWG)	Stud Size	Stud		Barrel Length	Barrel I.D.	Nylon Barrel	Width		Copper Thickness	Strip Length
				S	L				E	ID		
R6A6	Red	22-18	#6	0.148"	0.752"	0.510"	0.070"	0.180"	0.245"	0.207"	0.032"	0.260"
R6A8			#8	0.174"	0.873"				0.330"	0.246"		
R6A10			#10	0.200"	0.903"				0.332"	0.250"		
R6A14			1/4"	0.265"	1.054"				0.475"	0.310"		
R6A56			5/16"	0.328"	1.132"				0.552"	0.320"		
R6A38			3/8"	0.397"	1.174"				0.632"	0.349"		
R6B6	Blue	16-14	#6	0.148"	0.792"	0.510"	0.091"	0.210"	0.245"	0.207"	0.032"	0.260"
R6B8			#8	0.174"	0.895"				0.330"	0.246"		
R6B10			#10	0.200"	1.064"				0.332"	0.250"		
R6B14			1/4"	0.265"	1.106"				0.475"	0.310"		
R6B56			5/16"	0.328"	1.186"				0.550"	0.320"		
R6B38			3/8"	0.397"	1.186"				0.632"	0.349"		
R6C6	Yellow	12-10	#6	0.148"	0.979"	0.550"	0.135"	0.285"	0.280"	0.240"	0.040"	0.260"
R6C8			#8	0.174"	1.040"				0.330"	0.238"		
R6C10			#10	0.20"	1.019"				0.378"	0.238"		
R6C14			1/4"	0.265"	1.254"				0.532"	0.377"		
R6C56			5/16"	0.328"	1.240"				0.532"	0.384"		
R6C38			3/8"	0.397"	1.270"				0.589"	0.409"		
R6C12			1/2"	0.515"	1.499"				0.750"	0.540"		

* All dimensions in inches

**SPECIFICATIONS OF NYLON INSULATED RING TERMINALS
(BUTTED SEAM) WITHOUT BRASS SLEEVES**

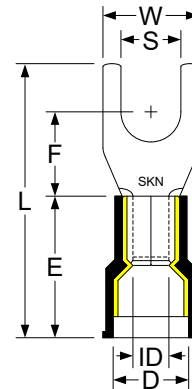


- All copper parts are tin plated.
- All nylon insulated terminals are with butted seam.
- Maximum temperature is 221°F (105°C).
- Maximum voltage is 600V.

Product Number	Nylon Color	Wire Range (AWG)	Stud Size	Stud	Length	Barrel Length	Barrel I.D.	Nylon Barrel	Width		Copper Thickness	Strip Length	
				S	L	E	ID	D	W	F			
R4E10	Red	8	#10	0.200"	1.270"	0.634"	0.180"	0.346"	0.462"	0.379"	0.048"	0.326"	
R4E14			1/4"	0.265"	1.275"					0.346"			
R4E56			5/16"	0.328"	1.368"					0.587"			0.447"
R4E38			3/8"	0.397"	1.398"					0.588"			0.429"
R4E12			1/2"	0.515"	1.620"					0.786"			0.550"
R4F10	Blue	6	#10	0.200"	1.480"	0.753"	0.222"	0.463"	0.395"	0.487"	0.060"	0.450"	
R4F14			1/4"	0.265"						0.500"			
R4F56			5/16"	0.328"	1.625"	0.628"		0.577"					
R4F38			3/8"	0.397"				0.552"					
R4F12			1/2"	0.515"	1.733"	0.758"		0.806"		0.585"			

* All dimensions in inches

SPECIFICATIONS OF NYLON INSULATED SPADE TERMINALS (BUTTED SEAM) WITH BRASS SLEEVES

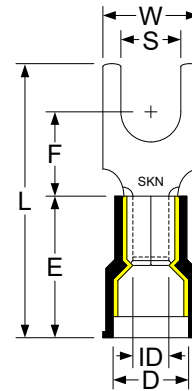


- All copper parts are tin plated.
- All nylon insulated terminals are with butted seam and brass sleeves.
- Maximum temperature is 221°F (105°C).
- Maximum voltage is 600V.

Product Number	Nylon Color	Wire Range (AWG)	Stud Size	Stud	Length	Barrel Length	Barrel I.D.	Nylon Barrel	Width	Copper Thickness	Strip Length	
				S	L	E	ID	D	W			F
S6A10	Red	22-18	#10	0.200"	0.940"	0.510"	0.070"	0.180"	0.340"	0.032"	0.260"	
S6B10	Blue	16-14			0.990"	0.550"	0.091"	0.210"	0.378"			0.266"
S6C10	Yellow	12-10			0.990"	0.550"	0.135"	0.285"	0.378"			0.040"

* All dimensions in inches

SPECIFICATIONS OF NYLON INSULATED BLOCKED SPADE TERMINALS (BUTTED SEAM) WITH BRASS SLEEVES

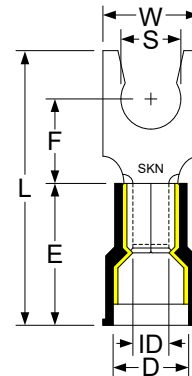


- All copper parts are tin plated.
- All nylon insulated terminals are with butted seam and brass sleeves.
- Maximum temperature is 221°F (105°C).
- Maximum voltage is 600V.

Product Number	Nylon Color	Wire Range (AWG)	Stud Size	Stud		Barrel Length	Barrel I.D.	Nylon Barrel	Width		Copper Thickness	Strip Length
				S	L				E	ID		
BS6A6	Red	22-18	#6	0.148"	0.870"	0.510"	0.070"	0.180"	0.250"	0.272"	0.032"	0.260"
BS6A8			#8	0.174"	0.880"				0.290"	0.278"		
BS6A10			#10	0.200"	0.300"				0.270"			
BS6B6	Blue	16-14	#6	0.148"	0.890"	0.501"	0.091"	0.210"	0.247"	0.272"	0.032"	0.260"
BS6B8			#8	0.174"					0.297"	0.278"		
BS6B10			#10	0.200"					0.300"	0.270"		
BS6C6	Yellow	12-10	#6	0.148"	0.987"	0.550"	0.135"	0.285"	0.320"	0.314"	0.040"	0.260"
BS6C8			#8	0.174"	1.000"					0.309"		
BS6C10			#10	0.200"	0.294"							

* All dimensions in inches

SPECIFICATIONS OF NYLON INSULATED LOCKING SPADE TERMINALS (BUTTED SEAM) WITH BRASS SLEEVES



- All copper parts are tin plated.
- All nylon insulated terminals are with butted seam and brass sleeves.
- Maximum temperature is 221°F (105°C).
- Maximum voltage is 600V.

Product Number	Nylon Color	Wire Range (AWG)	Stud Size	Stud	Length	Barrel Length	Barrel I.D.	Nylon Barrel	Width		Copper Thickness	Strip Length
				S					L	E		
TLS6A6	Red	22-18	#6	0.148"	0.920"	0.510"	0.070"	0.180"	0.250"	0.210"	0.032"	0.260"
TLS6A8			#8	0.174"					0.296"	0.179"		
TLS6A10			#10	0.200"					0.930"	0.316"		
TLS6B6	Blue	16-14	#6	0.148"	0.880"	0.510"	0.093"	0.210"	0.243"	0.210"	0.032"	0.260"
TLS6B8			#8	0.174"	0.910"				0.302"	0.179"		
TLS6B10			#10	0.200"	0.940"				0.319"	0.167"		
TLS6C6	Yellow	12-10	#6	0.148"	0.988"	0.550"	0.135"	0.285"	0.235"	0.190"	0.040"	0.260"
TLS6C8			#8	0.174"	0.983"				0.319"	0.164"		
TLS6C10			#10	0.200"	0.983"				0.319"	0.175"		
TLS6C14			#14	0.255"	1.149"				0.429"	0.274"		

* All dimensions in inches

RECOMMENDED TOOLS OF NYLON INSULATED TERMINALS



Eclipse Luner Series Ratcheted Crimper
Product Number: 300-141



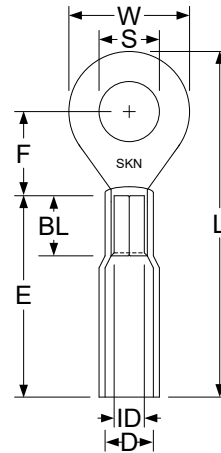
Eclipse Round Cable Cutter
Product Number: 200-046



Eclipse Wire Stripping Tool
Product Number: 200-003

RECOMMENDED TOOLS OF NYLON INSULATED TERMINALS			
ALL NYLON INSULATED TERMINALS	Crimp Tool	Wire Cutter	Wire Stripper
		300-141	200-046

SPECIFICATIONS OF HEAT SHRINK INSULATED RING TERMINALS (BRAZED SEAM)



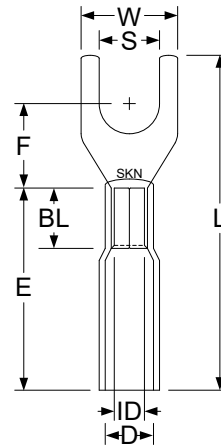
- All heat shrink insulated terminals are UL listed.
- All copper parts are tin plated.
- All heat shrink insulated terminals are with brazed seam.
- Shrink ratio is 3:1.
- Minimum shrink temperature is 230°F (110°C).
- Temperature rating is from -67°F (-55°C) to 221°F (105°C).
- Maximum voltage is 600V.



Product Number	Heat Shrink Color	Wire Range (AWG)	Stud Size	Stud	Length	Barrel Length		Barrel I.D.	Heat Shrink Barrel	Width		Copper Thickness	Strip Length
				S	L	E	BL	D	ID	W	F		
R2A6HS	Red	22-18	#6	0.148"	1.090"	0.850"	0.260"	0.070"	0.200"	0.245"	0.207"	0.260"	0.032"
R2A8HS			#8	0.174"	1.180"					0.330"	0.246"		
R2A10HS			#10	0.200"	1.190"					0.332"	0.250"		
R2A14HS			1/4"	0.265"	1.350"					0.475"	0.310"		
R2A56HS			5/16"	0.328"	1.360"					0.552"	0.320"		
R2A38HS			3/8"	0.397"	1.450"					0.632"	0.349"		
R2B6HS	Blue	16-14	#6	0.148"	1.090"	0.850"	0.260"	0.091"	0.230"	0.245"	0.207"	0.260"	0.032"
R2B8HS			#8	0.174"	1.190"					0.330"	0.246"		
R2B10HS			#10	0.200"	1.190"					0.332"	0.250"		
R2B14HS			1/4"	0.265"	1.350"					0.475"	0.310"		
R2B56HS			5/16"	0.328"	1.360"					0.550"	0.320"		
R2B38HS			3/8"	0.397"	1.450"					0.632"	0.349"		
R2C6HS	Yellow	12-10	#6	0.148"	1.100"	0.850"	0.260"	0.135"	0.290"	0.280"	0.240"	0.260"	0.040"
R2C8HS			#8	0.174"	1.170"					0.330"	0.246"		
R2C10HS			#10	0.200"	1.190"					0.378"	0.238"		
R2C14HS			1/4"	0.265"	1.350"					0.532"	0.377"		
R2C56HS			5/16"	0.328"	1.380"					0.589"	0.409"		
R2C38HS			3/8"	0.397"	1.450"					0.750"	0.540"		
R2C12HS	1/2"	0.515"	1.660"										

* All dimensions in inches

SPECIFICATIONS OF HEAT SHRINK INSULATED SPADE TERMINALS (BRAZED SEAM)



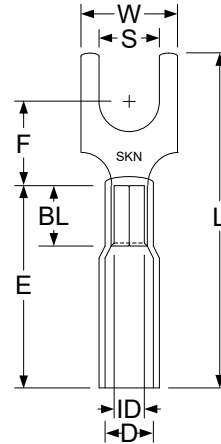
- All heat shrink insulated terminals are UL listed.
- All copper parts are tin plated.
- All heat shrink insulated terminals are with brazed seam.
- Shrink ratio is 3:1.
- Minimum shrink temperature is 230°F (110°C).
- Temperature rating is from -67°F (-55°C) to 221°F (105°C).
- Maximum voltage is 600V.



Product Number	Heat Shrink Color	Wire Range (AWG)	Stud Size	Stud		Barrel Length		Barrel I.D.	Heat Shrink Barrel		Width	Copper Thickness	Strip Length
				S	L	E	BL		ID	D			
S2A10HS	Red	22-18	#10	0.200"	1.210"	0.850"	0.260"	0.070"	0.250"	0.340"	0.250"	0.250"	0.272"
S2B10HS	Blue	16-14			1.170"					0.340"		0.290"	
S2C10HS	Yellow	12-10			0.340"					0.300"		0.270"	

** All dimensions in inches*

**SPECIFICATIONS OF HEAT SHRINK INSULATED
BLOCKED SPADE TERMINALS (BRAZED SEAM)**



- All heat shrink insulated terminals are UL listed.
- All copper parts are tin plated.
- All heat shrink insulated terminals are with brazed seam.
- Shrink ratio is 3:1.
- Minimum shrink temperature is 230°F (110°C).
- Temperature rating is from -67°F (-55°C) to 221°F (105°C).
- Maximum voltage is 600V.



Product Number	Heat Shrink Color	Wire Range (AWG)	Stud Size	Stud	Length	Barrel Length		Barrel I.D.	Heat Shrink Barrel	Width		Copper Thickness	Strip Length
				S	L	E	BL	ID	D	W	F		
BS2A6HS	Red	22-18	#6	0.148"	1.150"	0.850"	0.260"	0.070"	0.200"	0.250"	0.272"	0.260"	0.032"
BS2A8HS			#8	0.174"						0.290"	0.278"		
BS2A10HS			#10	0.200"						0.300"	0.270"		
BS2B6HS	Blue	16-14	#6	0.148"	1.150"	0.850"	0.260"	0.091"	0.230"	0.250"	0.272"	0.260"	0.032"
BS2B8HS			#8	0.174"						0.290"	0.278"		
BS2B10HS			#10	0.200"						1.170"	0.300"		
BS2C6HS	Yellow	12-10	#6	0.148"	1.180"	0.850"	0.260"	0.135"	0.290"	0.320"	0.314"	0.260"	0.040"
BS2C8HS			#8	0.174"							0.309"		
BS2C10HS			#10	0.200"							1.190"		

* All dimensions in inches

RECOMMENDED TOOLS OF HEAT SHRINK INSULATED TERMINALS



Eclipse Luner Series Ratcheted Crimper
Product Number: 300-141



Eclipse Round Cable Cutter
Product Number: 200-046



Eclipse Wire Stripping Tool
Product Number: 200-003



Steinel Heat Gun
Product Number: SV-803

RECOMMENDED TOOLS OF HEAT SHRINK INSULATED TERMINALS				
ALL HEAT SHRINK INSULATED TERMINALS	Crimp Tool	Wire Cutter	Wire Stripper	Heat Gun
		300-141	200-046	200-003



IMPORTANT NOTES FOR PURCHASERS AND USERS

IMPORTANT NOTES FOR PURCHASERS AND USERS

Before using this product, user should determine the suitability of the product for its intended use.

SKN expressly disclaims the implied warranties and conditions of merchantability and fitness for a particular purpose. In no case shall SKN be liable under any legal theory, including but not limited to contract or strict liability, for any direct, indirect, special, incidental, or consequential damages resulting from product use.

Made in China



WARRANTY; LIMITED REMEDY; LIMITED LIABILITY

WARRANTY; LIMITED REMEDY; LIMITED LIABILITY

This product will be free from defects in material and manufacture as the date of purchase. SKN makes no other warranties including, but not limited to, any implied warranty of merchantability or fitness for a particular purpose. If this product is defective within the warranty period stated above, your exclusive remedy shall be, at SKN's option, to replace or repair or refund the purchase price of SKN product. Except where prohibited by Law, SKN will not be liable for any loss or damage arising from SKN product, whether direct, indirect, special, incidental or consequential regardless of the legal theory asserted.