



SKN Products, LLC

*INDUSTRIAL PRODUCTS – WE WHOLESALe, YOU DISTRIBUTE*

# CONNECTORS

WIRE NUT CONNECTORS

WING WIRE NUT CONNECTORS

CLOSED END CONNECTORS

NON-INSULATED BUTT CONNECTORS

VINYL INSULATED BUTT CONNECTORS

NYLON INSULATED BUTT CONNECTORS

HEAT SHRINK INSULATED BUTT CONNECTORS

HEAT SHRINK INSULATED SOLDER BUTT CONNECTORS

QUICK SPLICE CONNECTORS

4909 Rondo Drive, Fort Worth, Texas 76106, USA

Telephone: 1-817-403-5835

Fax: 1-817-624-3721

Email: [sales@sknproductsllc.com](mailto:sales@sknproductsllc.com)

[www.sknproducts.com](http://www.sknproducts.com)

[www.sknproductsllc.com](http://www.sknproductsllc.com)

CATALOG  
2025



## SELECTION GUIDE OF SKN CONNECTORS



**Wire Nut Connectors**



**Wing Wire Nut Connectors**



**Closed End Connectors**



**Non-insulated  
Butt Connectors (Seamless)**



**Vinyl Insulated  
Butt Connectors (Butted Seam)**




**Nylon Insulated  
Butt Connectors (Seamless)**



**Heat Shrink Insulated  
Butt Connectors (Seamless)**



**Heat Shrink Insulated  
Solder Butt Connectors**



**Quick Splice Connectors**

## SELECTION GUIDE OF WIRE NUT CONNECTORS

### Product Numbers of SKN Wire Nut Connectors

Product Number		Insulation Color	Wire Range (AWG)	Minimum Capacity (AWG)	Maximum Capacity (AWG)
300V	600V				
WN71		Grey	22-16	2*22	3*16
WN72		Blue	22-14	1*18 & 1*20	4*16 & 1*20
	WN73	Orange		1*18 & 1*20	4*16 & 1*20
	WN74	Yellow	18-12	2*18	4*14 & 1*18
	WN76	Red	18-10	2*14	2*10 & 2*12

## SELECTION GUIDE OF WING WIRE NUT CONNECTORS

### Product Numbers of SKN Wing Wire Nut Connectors

Product Number	Insulation Color	Wire Range (AWG)	Minimum Capacity (AWG)	Maximum Capacity (AWG)
600V				
WNW51	Yellow	22-14	2*16	4*14 & 1*18
WNW52	Red		2*14	4*12

## SELECTION GUIDE OF CLOSED END CONNECTORS

### Product Numbers of SKN Closed End Connectors

Product Number	Wire Range (AWG)	Maximum Temperature 221°F (105°C)
CCEC8A	22-16	
CCEC8B	22-14	
CCEC8C	22-10	
CCEC8E	22-8	

## SELECTION GUIDE OF BUTT CONNECTORS

### Product Numbers of SKN Non-insulated Butt Connectors (Seamless Tube, Tin Plated)

Product Number	Wire Range (AWG)	Maximum Temperature
<b>B7A</b>	<b>22-18</b>	<b>221°F (105°C)</b>
<b>B7B</b>	<b>16-14</b>	
<b>B7C</b>	<b>12-10</b>	
<b>B7E</b>	<b>8</b>	
<b>B7F</b>	<b>6</b>	
<b>B7G</b>	<b>4</b>	<b>302°F (150°C)</b>
<b>B7H</b>	<b>2</b>	
<b>B7J</b>	<b>1/0</b>	
<b>B7K</b>	<b>2/0</b>	<b>347°F (175°C)</b>
<b>B7L</b>	<b>3/0</b>	
<b>B7M</b>	<b>4/0</b>	

### Product Numbers of SKN Vinyl Insulated Butt Connectors (Butted Seam)

Product Number	Insulation Color	Wire Range (AWG)	Maximum Temperature
<b>B4A</b>	<b>Red</b>	<b>22-18</b>	<b>167°F (75°C)</b>
<b>B4B</b>	<b>Blue</b>	<b>16-14</b>	
<b>B4C</b>	<b>Yellow</b>	<b>12-10</b>	

### Product Numbers of SKN Vinyl Insulated Butt Connectors (Brazed Seam)

Product Number	Insulation Color	Wire Range (AWG)	Maximum Temperature
<b>B4E</b>	<b>Red</b>	<b>8</b>	<b>221°F (105°C)</b>
<b>B4F</b>	<b>Blue</b>	<b>6</b>	
<b>B4G</b>	<b>Yellow</b>	<b>4</b>	

### Product Numbers of SKN Nylon Insulated Butt Connectors (Seamless Tube)

Product Number	Insulation Color	Wire Range (AWG)	Maximum Temperature
<b>B8AL</b>	<b>Red</b>	<b>22-18</b>	<b>221°F (105°C)</b>
<b>B8BL</b>	<b>Blue</b>	<b>16-14</b>	
<b>B8CL</b>	<b>Yellow</b>	<b>12-10</b>	

**Product Numbers of SKN Heat Shrink Insulated Butt Connectors (Seamless Tube)**

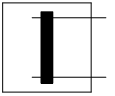
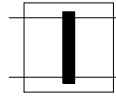
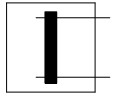
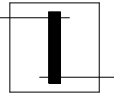
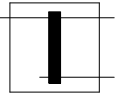
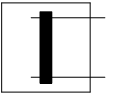
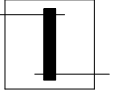
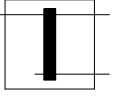
Product Number	Insulation Color	Wire Range (AWG)	Maximum Temperature
<b>B8SHS</b>	White	26-24	221°F (105°C)
<b>B8AHS</b>	Red	22-18	
<b>B8BHS</b>	Blue	16-14	
<b>B8CHS</b>	Yellow	12-10	
<b>B8EHS</b>	Red	8	

**Product Numbers of SKN Heat Shrink Insulated Solder Butt Connectors**

Product Number	Insulation Color	Wire Range (AWG)	Maximum Temperature
<b>B8SSHS</b>	White	26-24	257°F (125°C)
<b>B8ASHS</b>	Red	22-18	
<b>B8BSHS</b>	Blue	16-14	
<b>B8CSHS</b>	Yellow	12-10	

**SELECTION GUIDE OF QUICK SPLICE CONNECTORS**
**Product Numbers of SKN Non-insulated Butt Connectors (Seamless, Tin Plated)**

Product Number	Vinyl Color	Wire Range (AWG)	Wire Stop
<b>SL14T</b>	Beige	18-14	NO
<b>SL14T6</b>	Blue		YES
<b>SLYT</b>	Yellow	12-10	YES

Connection							
SL14T		SL14T6			SLYT		
							
<b>Pigtail</b>	<b>Inline</b>	<b>Pigtail</b>	<b>Inline</b>	<b>Tap</b>	<b>Pigtail</b>	<b>Inline</b>	<b>Tap</b>

## FEATURES OF WIRE NUT CONNECTORS

- UL listed
- Polyvinyl insulated
- Steel plated on wire spring insert material
- Ease of wire insertion with threaded entry shell
- Deep and wide skirt for maximum dielectric protection
- Ease of gripping with wire spring creating its own threads
- Wire range indicated by industry standard color coding
- Maximum temperature 221°F (105°C)
- Maximum voltage 300V and 600V, respectively



**For Copper Wire only**

## FEATURES OF WING WIRE NUT CONNECTORS

- UL listed
- Polyvinyl insulated
- Steel plated on wire spring insert material
- Ease of wire insertion with threaded entry shell
- Deep and wide skirt for maximum dielectric protection
- Ease of gripping with wire spring creating its own threads
- Wire range indicated by industry standard color coding
- Maximum temperature 221°F (105°C)
- Maximum voltage 600V



**For Copper Wire only**

## FEATURES OF CLOSED END CONNECTORS

- UL listed
- RoHS
- Nylon insulated
- Tin plated copper sleeves inserted
- Maximum temperature 221°F (105°C)
- Maximum voltage 600V



**For Copper Wire only**

## FEATURES OF NON-INSULATED BUTT CONNECTORS

- UL listed
- Electro tin plated
- Manufactured from electrolytic copper seamless tube
- Ease of wire insertion with chamfered barrel
- Wire stop for wire positioning built on the middle of the butt connectors
- Maximum temperature 221°F (105°C), 302°F (150°C) and 347°F (175°C), respectively
- Maximum voltage 600V



**For Copper Wire only**

## FEATURES OF VINYL INSULATED BUTT CONNECTORS

- Polyvinyl insulated
- Manufactured from electrolytic copper
- Electro tin plated for copper parts
- Butted seam (22 through 10 ga)
- Brazed seam (8 through 4 ga)
- Ease of wire insertion with beveled mouth entry and flared barrel mouth
- Wire stop for wire positioning built on the middle of the butt connectors
- Wire range indicated by industry standard color coding
- Maximum temperature 167°F (75°C) and 221°F (105°C), respectively
- Maximum voltage 300V

**For Copper Wire only**

## FEATURES OF NYLON INSULATED BUTT CONNECTORS

- UL listed
- Nylon insulated
- Manufactured from electrolytic copper seamless tube
- Electro tin plated for copper parts
- Ease of wire insertion with chamfered barrel and funnel barrel construction
- Wire stop for wire positioning built on the middle of the butt connectors
- Wire range indicated by industry standard color coding
- Maximum temperature 221°F (105°C)
- Maximum voltage 600V



**For Copper Wire only**

## FEATURES OF HEAT SHRINK INSULATED BUTT CONNECTORS

- UL listed
- Translucent dual wall polyolefin shrinkable tubing with meltable liner insulated
- Manufactured from electrolytic copper seamless tube
- Electro tin plated for copper parts
- Ease of wire insertion with chamfered barrel
- Wire stop for wire positioning built on the middle of the butt connectors
- Wire range indicated by industry standard color coding
- Shrink ratio 3:1
- Maximum temperature 221°F (105°C)
- Minimum shrink temperature 230°F (110°C)
- Maximum voltage 600V



**For Copper Wire only**



## FEATURES OF HEAT SHRINK INSULATED SOLDER BUTT CONNECTORS

- Translucent sleeves providing visual inspection
- Waterproof for wiring splices
- Ease of soldering process
- Wire range indicated by industry standard color coding
- Shrink ratio 2:1
- Maximum temperature 257°F (125°C)
- Minimum shrink temperature 284°F (140°C)
- Maximum voltage 600V

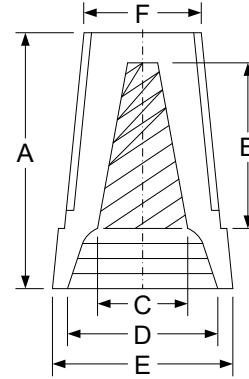
**For Copper Wire only**

## FEATURES OF QUICK SPLICE CONNECTORS

- Polyvinyl housings
- Metal inserts made with brass with electro tin plate
- Maximum temperature 167°F (75°C)
- Maximum voltage 300V

**For Copper Wire only**

**SPECIFICATIONS OF WIRE NUT CONNECTORS**



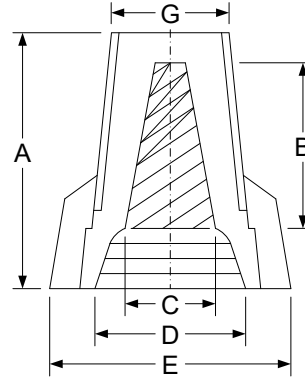
- All wire nut connectors are UL listed.
- All wire nut connectors are polyvinyl insulated.
- Wire spring insert material is steel plated.
- Maximum temperature is 221°F (105°C).



Product Number	Vinyl Color	Wire Range (AWG)	Min. Capacity (AWG)	Max. Capacity (AWG)	Voltage Rating	A	B	C	D	E	F	Strip Length
WN71	Grey	22-16	2*22	3*16	300V	0.593"	0.340"	0.091"	0.254"	0.350"	0.231"	0.500"
WN72	Blue	22-14	1*18 & 1*20	4*16 & 1*20		0.694"	0.430"	0.112"	0.276"	0.387"	0.276"	
WN73	Orange				0.862"	0.479"	0.127"	0.378"	0.492"	0.342"		
WN74	Yellow	18-12	2*18	4*14 & 1*18	600V	0.956"	0.492"	0.180"	0.426"	0.544"	0.396"	
WN76	Red	18-10	2*14	2*10 & 2*12		1.022"	0.566"	0.210"	0.513"	0.628"	0.455"	0.750"

*\* All dimensions in inches*

**SPECIFICATIONS OF WING WIRE NUT CONNECTORS**



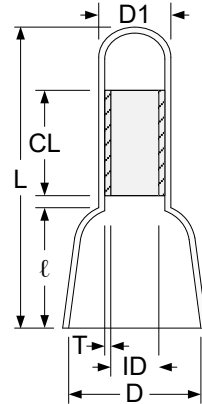
- All wing wire nut Connectors are UL listed.
- All wing wire nut Connectors are polyvinyl insulated.
- Wire spring insert material is steel plated.
- Maximum temperature is 221°F (105°C).



Product Number	Vinyl Color	Wire Range (AWG)	Min. Capacity (AWG)	Max. Capacity (AWG)	Voltage Rating	A	B	C	D	E	F	Strip Length
WNW51	Yellow	22-14	2*16	4*14 & 1*18	600V	1.000"	0.569"	0.236"	0.380"	0.686"	0.342"	0.500"
WNW52	Red		2*14	4*12		1.207"	0.735"	0.334"	0.492"	0.880"	0.367"	0.750"

*\* All dimensions in inches*

**SPECIFICATIONS OF CLOSED END CONNECTORS**



- All closed end connectors are UL listed
- All closed end connectors are with RoHS
- All closed end connectors are nylon insulated
- Tin plated copper sleeves are inserted.
- Maximum temperature is 221°F (105°C).

**Product**



Product Number	Wire Range (AWG)	Voltage Rating	ID	D	D1	L	ℓ	CL	T
CCEC8A	22-16	600V	0.102"	0.307"	0.201"	0.760"	0.299"	0.268"	0.015"
CCEC8B	22-14		0.130"	0.311"	0.220"	0.795"	0.335"	0.268"	0.013"
CCEC8C	22-10		0.169"	0.413"	0.283"	0.972"	0.441"	0.307"	0.024"
CCEC8E	22-8		0.205"	0.480"	0.362"	1.075"	0.512"	0.346"	0.033"

*\* All dimensions in inches*

CLOSED END CONNECTORS

RECOMMENDED TOOLS

**RECOMMENDED TOOLS FOR CLOSED END CONNECTORS**



**Eclipse Luner Series Ratcheted Crimper**  
Product Number: 300-141



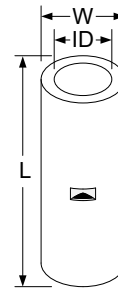
**Eclipse Round Cable Cutter**  
Product Number: 200-046



**Eclipse Wire Stripping Tool**  
Product Number: 200-003

<b>RECOMMENDED TOOLS FOR CLOSED END CONNECTORS</b>			
<b>ALL CLOSED END CONNECTORS</b>	<b>Crimp Tool</b>	<b>Wire Cutter</b>	<b>Wire Stripper</b>
	<b>300-141</b>	<b>200-046</b>	<b>200-003</b>

## SPECIFICATIONS OF NON-INSULATED BUTT CONNECTORS (SEAMLESS TUBE)



- All non-insulated butt connectors are UL listed.
- All non-insulated butt connectors are seamless.
- Wire stop for wire positioning is built on the middle of each butt connector.
- Maximum voltage is 600V.




Product Number	Wire Range (AWG)	Max. Temp.	Length	Barrel I.D.	Width	Barrel Length	Funnel Barrel Width	Strip Length	Copper Thickness	Wire Insulation diameter
			L	ID	W					Φ
B7A	22-18	221°F (105°C)	0.618"	0.063"	0.126"	0.282"	0.070"	0.282"	0.032"	0.025" - 0.040"
B7B	16-14		0.664"	0.094"	0.157"	0.305"	0.100"	0.305"		0.051" - 0.064"
B7C	12-10		0.827"	0.133"	0.212"	0.386"	0.141"	0.386"	0.081" - 0.102"	
B7E	8		0.830"	0.182"	0.276"	0.388"	0.190"	0.388"	0.128" - 0.144"	
B7F	6		1.022"	0.236"	0.350"	0.481"	0.246"	0.481"	0.162" - 0.182"	
B7G	4	302°F (150°C)	1.147"	0.292"	0.437"	0.537"	0.303"	0.537"	0.073"	0.204"
B7H	2		1.260"	0.367"	0.516"	0.593"	0.378"	0.593"		0.258"
B7J	1/0		1.423"	0.448"	0.602"	0.675"	0.459"	0.675"	0.324"	
B7K	2/0	347°F (175°C)	1.463"	0.524"	0.688"	0.694"	0.534"	0.694"	0.082"	0.364"
B7L	3/0		1.487"	0.562"	0.757"	0.706"	0.572"	0.706"	0.098"	0.409"
B7M	4/0		1.560"	0.649"	0.865"	0.743"	0.662"	0.743"	0.108"	0.460"

*\* All dimensions in inches*

**RECOMMENDED TOOLS FOR NON-INSULATED BUTT CONNECTORS  
(SEAMLESS TUBE)**




**Non-insulated Terminal Crimper**  
Product Number: 300-055



**Heavy Duty Handheld Hexagon Crimper**  
Product Number: RC408SKN



**Round Cable Cutter**  
Product Number: 200-046



**Heavy Duty Cable Cutter**  
Product Number: 200-006



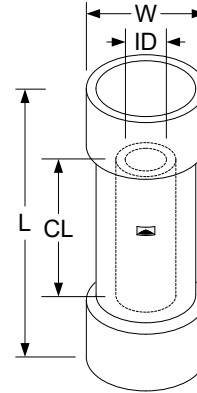
**Wire Stripping Tool**  
Product Number: 200-003



**Rotary Cable Slitter**  
Product Number: 200-009

<b>RECOMMENDED TOOLS FOR NON-INSULATED BUTT CONNECTORS</b>			
<b>Product Number</b>	<b>Crimp Tool</b>	<b>Wire Cutter</b>	<b>Wire Stripper</b>
<b>B7A - B7C</b>	<b>300-055</b>	<b>200-046</b>	<b>200-003</b>
<b>B7E - B7F</b>	<b>300-055</b>	<b>200-006</b>	<b>200-009</b>
<b>B7G - B7M</b>	<b>RC408SKN</b>	<b>200-006</b>	<b>200-009</b>

## SPECIFICATIONS OF VINYL INSULATED BUTT CONNECTORS



- Copper parts inserted in all vinyl insulated butt connectors are tin plated.
- Vinyl insulated butt connectors (22 through 10 ga) are with butted seam
- Vinyl insulated butt connectors (8 through 4 ga) are with brazed seam.
- Wire stop for wire positioning is built on the middle of each butt connector.
- Maximum voltage is 300V.

Product Number	Vinyl Color	Seaming	Wire Range (AWG)	Max. Temp.	Copper Length	Barrel I.D.	Vinyl Length	Vinyl Width	Barrel Length	Copper Thickness	Strip Length
					CL	ID	L	W			
B4A	Red	Butted Seam	22-18	167°F (75°C)	0.618"	0.063"	1.040"	0.173"	0.282"	0.032"	0.250"
B4B	Blue		16-14		0.664"	0.094"	0.984"	0.185"	0.305"		
B4C	Yellow		12-10		0.566"	0.133"	1.050"	0.268"	0.386"		
B4E	Red	Brazed Seam	8	221°F (105°C)	0.830"	0.182"	1.644"	0.320"	0.388"	0.047"	0.500"
B4F	Blue		6		1.022"	0.236"	1.775"	0.386"	0.481"	0.057"	
B4G	Yellow		4		1.142"	0.307"	2.067"	0.614"	0.512"	0.069"	

*\* All dimensions in inches*



**RECOMMENDED TOOLS FOR VINYL INSULATED BUTT CONNECTORS**



**Eclipse Luner Series Ratcheted Crimper**  
Product Number: 300-141



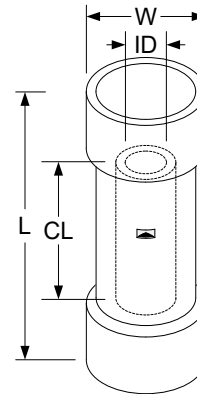
**Eclipse Round Cable Cutter**  
Product Number: 200-046



**Eclipse Wire Stripping Tool**  
Product Number: 200-003

<b>RECOMMENDED TOOLS FOR VINYL INSULATED BUTT CONNECTORS</b>			
<b>ALL VINYL INSULATED BUTT CONNECTORS</b>	<b>Crimp Tool</b>	<b>Wire Cutter</b>	<b>Wire Stripper</b>
		<b>300-141</b>	<b>200-046</b>

## SPECIFICATIONS OF NYLON INSULATED BUTT CONNECTORS (SEAMLESS TUBE)



- All nylon insulated butt connectors are UL listed.
- All copper parts inserted in all nylon insulated butt connectors are tin plated.
- All nylon insulated butt connectors are seamless.
- Wire stop for wire positioning is built on the middle of each butt connector.
- Maximum voltage is 600V.



Product Number	Nylon Color	Wire Range (AWG)	Max. Temp.	Copper Length	Barrel I.D.	Nylon Length	Nylon Width	Barrel Length	Funnel Barrel Width	Copper Thickness	Strip Length
				CL	ID	L	W				
B8AL	Red	22-18	221°F (105°C)	0.618"	0.063"	1.050"	0.146"	0.282"	0.070"	0.032"	0.250"
B8BL	Blue	16-14		0.664"	0.094"		0.163"	0.305"	0.100"		
B8CL	Yellow	12-10		0.827"	0.133"	1.250"	0.240"	0.386"	0.141"	0.039"	

\* All dimensions in inches



**RECOMMENDED TOOLS FOR NYLON INSULATED BUTT CONNECTORS (SEAMLESS TUBE)**



**Eclipse Luner Series Ratcheted Crimper**  
Product Number: 300-141



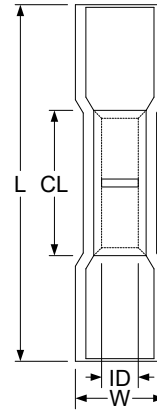
**Eclipse Round Cable Cutter**  
Product Number: 200-046



**Eclipse Wire Stripping Tool**  
Product Number: 200-003

<b>RECOMMENDED TOOLS FOR NYLON INSULATED BUTT CONNECTORS</b>			
<b>ALL NYLON INSULATED BUTT CONNECTORS</b>	<b>Crimp Tool</b>	<b>Wire Cutter</b>	<b>Wire Stripper</b>
		<b>300-141</b>	<b>200-046</b>

**SPECIFICATIONS OF HEAT SHRINK INSULATED BUTT CONNECTORS  
(SEAMLESS TUBE)**



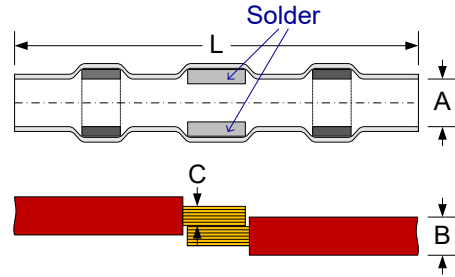
- All copper parts inserted in all heat shrink insulated butt connectors are UL listed.
- All copper parts inserted in all heat shrink insulated butt connectors are tin plated.
- All heat shrink insulated butt connectors are seamless.
- Wire stop for wire positioning is built on the middle of each butt connector.
- Shrink ratio is 3:1.
- Minimum shrink temperature is 230°F (110°C).
- Maximum voltage is 600V.



Product Number	Heat Shrink Color	Wire Range (AWG)	Maximum Temperature	Copper Length	Barrel I.D.	Heat Shrink Length	Heat Shrink Width	Barrel Length	Copper Thickness	Strip Length
				CL	ID	L	W			
B8SHS	White	26-24	221°F (105°C)	0.472"	0.051"	1.138"	0.183"	0.211"	0.016"	0.211"
B8AHS	Red	22-18		0.618"	0.063"	1.417"	0.231"	0.282"	0.031"	0.250"
B8BHS	Blue	16-14		0.664"	0.094"	1.587"	0.243"	0.305"	0.032"	
B8CHS	Yellow	12-10		0.827"	0.133"	1.882"	0.313"	0.386"	0.039"	
B8EHS	Red	8		0.830"	0.181"	1.929"	0.337"	0.388"	0.047"	

*\* All dimensions in inches*

## SPECIFICATIONS OF HEAT SHRINK INSULATED SOLDER BUTT CONNECTORS



- All heat shrink insulated solder butt connectors are waterproof for wiring splices.
- Translucent sleeves provide visual inspection.
- Shrink ratio is 2:1.
- Minimum shrink temperature is 284°F (140°C).
- Maximum voltage is 600V.

Product Number	Heat Shrink Color	Wire Range (AWG)	Maximum Temperature	Heat Shrink Length	Heat Shrink I.D.	Wire Dimensions		
				L	A	B Min	B Max / C Max	C Min
B8SSHS	White	26-24	257°F (125°C)	1.024"	0.067"	0.016"	0.067"	0.030"
B8ASHS	Red	22-18		1.575"	0.106"	0.051"	0.106"	0.047"
B8BSHS	Blue	16-14			0.177"	0.071"	0.177"	0.079"
B8CSHS	Yellow	12-10			0.236"	0.110"	0.236"	0.134"

\* All dimensions in inches

**RECOMMENDED TOOLS FOR HEAT SHRINK INSULATED BUTT CONNECTORS (SEAMLESS)**



**Heat Shrink Terminals Ratcheted Crimper**  
Product Number: RCHS03C8



**Round Cable Cutter**  
Product Number: 200-046



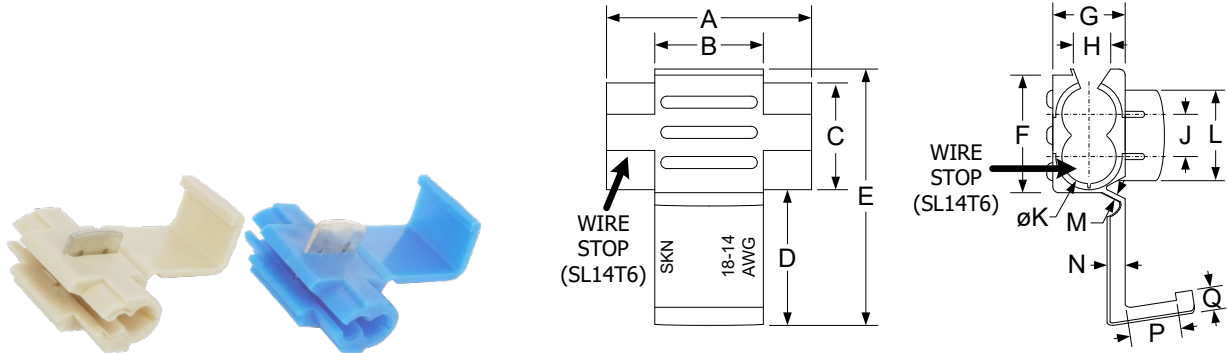
**Wire Stripping Tool**  
Product Number: 200-003



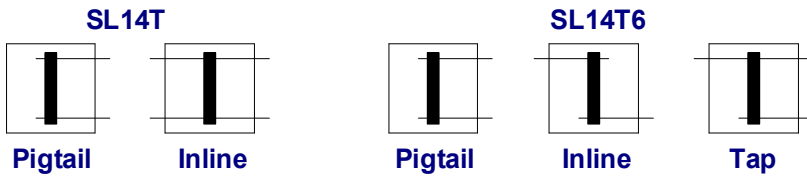
**Steinel Heat Gun**  
Product Number: SV-803

<b>RECOMMENDED TOOLS FOR HEAT SHRINK INSULATED BUTT CONNECTORS</b>				
<b>ALL HEAT SHRINK INSULATED BUTT CONNECTORS</b>	<b>Crimp Tool</b>	<b>Wire Cutter</b>	<b>Wire Stripper</b>	<b>Heat Gun</b>
		<b>RCHS03C8</b>	<b>200-046</b>	<b>200-003</b>

**SPECIFICATIONS OF QUICK SPLICE CONNECTORS**



**CONNECTION**



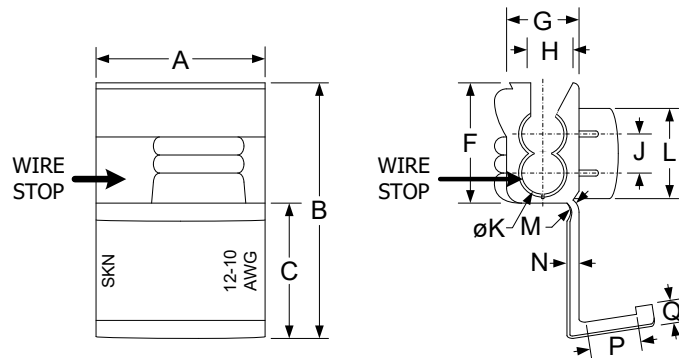
- Material of housings is vinyl.
- Metal inserts are made with brass finished with electro tin plate.
- Maximum temperature is 167°F (75°C).
- Maximum voltage is 300V.
- Common pliers are recommended for installation.

Product Number	Vinyl Color	Wire Stop	Wire Range (AWG)	Brass Insert Thickness	A	B	C	D	E
SL14T	Beige	No	18-14	0.033"	0.800"	0.424"	0.354"	0.548"	0.998"
SL14T6	Blue	Yes							

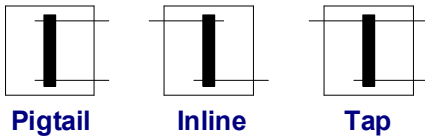
Product Number	F	G	H	J	øK	L	M	N	P	Q
SL14T	0.436"	0.230"	0.060"	0.142"	0.140"	0.390"	0.019"	0.050"	0.250"	0.074"
SL14T6										

\* All dimensions in inches

## SPECIFICATIONS OF QUICK SPLICE CONNECTORS



### CONNECTION



- Material of housings is vinyl.
- Metal inserts are made with brass finished with electro tin plate.
- Maximum temperature is 167°F (75°C).
- Maximum voltage is 300V.
- Common pliers are recommended for installation.

Product Number	Vinyl Color	Wire Stop	Wire Range (AWG)	Brass Insert Thickness	A	B	C
SLYT	Yellow	Yes	12-10	0.0375"	0.815"	1.280"	0.644"

Product Number	F	G	H	J	øK	L	M	N	P	Q
SLYT	0.601"	0.404"	0.152"	0.140"	0.177"	0.389"	0.0265"	0.063"	0.395"	0.091"

\* All dimensions in inches





## IMPORTANT NOTES FOR PURCHASERS AND USERS

### **IMPORTANT NOTES FOR PURCHASERS AND USERS**

**Before using this product, user should determine the suitability of the product for its intended use.**

**SKN expressly disclaims the implied warranties and conditions of merchantability and fitness for a particular purpose. In no case shall SKN be liable under any legal theory, including but not limited to contract or strict liability, for any direct, indirect, special, incidental, or consequential damages resulting from product use.**

**Made in China**



WARRANTY; LIMITED REMEDY; LIMITED LIABILITY

## **WARRANTY; LIMITED REMEDY; LIMITED LIABILITY**

**This product will be free from defects in material and manufacture as the date of purchase. SKN makes no other warranties including, but not limited to, any implied warranty of merchantability or fitness for a particular purpose. If this product is defective within the warranty period stated above, your exclusive remedy shall be, at SKN's option, to replace or repair or refund the purchase price of SKN product. Except where prohibited by Law, SKN will not be liable for any loss or damage arising from SKN product, whether direct, indirect, special, incidental or consequential regardless of the legal theory asserted.**